

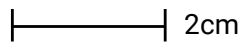


Ring Size Guide

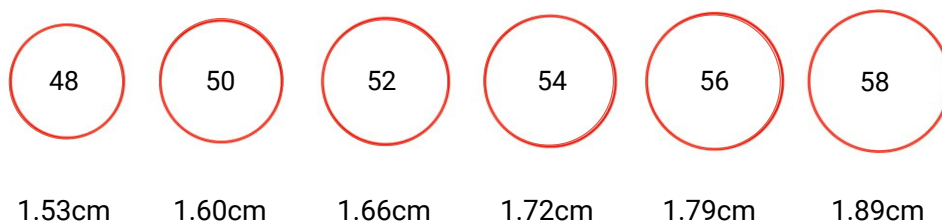
To find your ring size, we recommend to choose a ring which fits the same finger and hand as the ring you intend to buy. Place this ring on the circles below to decide which size you need to choose. The diameter of the circle has to have the exact same diameter as the interior of your own ring.

The red line needs to stay visible when you place your ring on the circles. If your ring is between two sizes, we advise you to size up. Please note that the style of the ring can affect the ring size. With stacked rings, we advise to select a larger size than your regular size.

Please print this page without scaling. To verify if this page is printed correctly, use a ruler to measure the scale. It should correspond with the above mentioned 2cm.



Place your ring on the circles to find the size



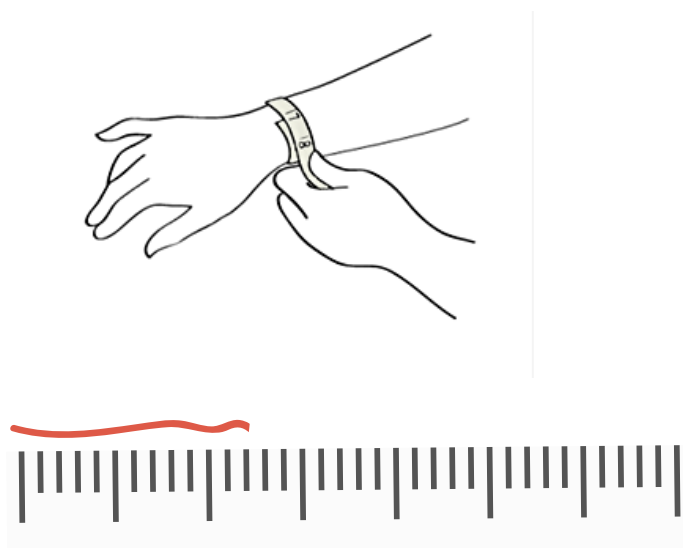
Mass Lee cannot be held responsible for any mismeasurement due to this ring sizer.
If you have any questions or hesitations, please contact at info@mass-lee.com

Mass Lee

Bracelet Size Guide

To find your bracelet size, simply take a tape measure or a piece of string, wrap it around your wrist once and measure the length.

Then select the size of bracelet that fits best using the sizing chart below.



Size	Wrist Size
Small	0cm to 16.5cm
Medium	16.6cm to 18.0 cm
Large	18.1cm to 19.2

Mass Lee cannot be held responsible for any mismeasurement due to this ring sizer.
If you have any questions or hesitations, please contact at info@mass-lee.com